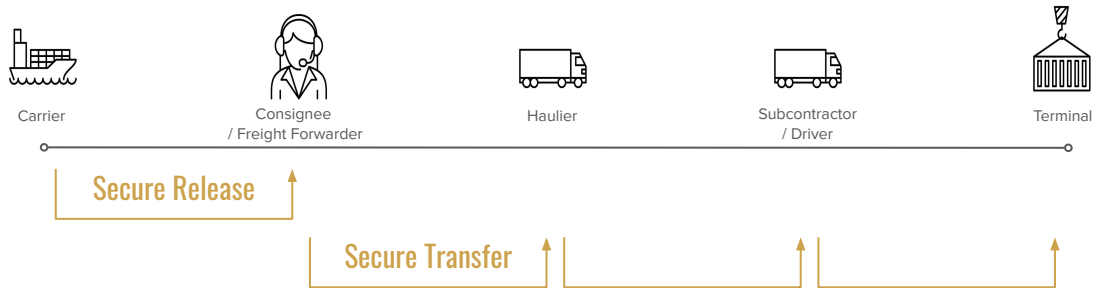


Secure Container Release

The PIN-free container release application, easy & secure.

What is SCR

Manage your container releases in a more and secure & safe way.



A secure app to manage your releases

SCR is a safe and secure online application to get access to your container release information and manage your pickup rights.

Stop using pin codes

Via the Secure Release, your carrier will create a release without using pin codes anymore

Start Transferring

Via the Secure Transfer, you can transfer your container release 100% pin-code-free

Benefits

Manage your container releases in a more and secure & safe way.

Easy

SCR works very similar to the release process you used to have in the past. You don't need any training.

Online

A user friendly application to manage your releases, supporting multiple ports and carriers, providing automated email notifications to receive the latest status info.

Secure

SCR uses state-of-art technology, like blockchain, to make your release process more secure and safe. That's why you need to have an ID wallet, to protect your identity and privacy.

Free

As a Freight Forwarder or Transporter, you can use the SCR web-application free of charge. Other premium services like the SCR API, an ID wallet in the Cloud or premium features come at a cost.

Compliant

With SCR, your container releases are automatically compliant to the new port regulation that regulates a more secure container release process in the Port of Antwerp. The port regulation is in effect since January 1, 2021.

Getting started

Get started with SCR in just 3 steps.

Step <1> Get invited

Ask your carrier or client to receive an invitation to onboard to Secure Container Release. They can send you an invitation request via SCR. You will receive an email to start your onboarding.

Step <2> Onboard your company

During the onboarding process, your general SCR administrator account will be created, the ID Wallet software - needed for additional security - will be installed. You are now ready to start using SCR.

Step <3> Start using SCR

Get access all your releases in SCR via <https://app.securecontainerrelease.com>
As an SCR administrator, you're ready to create additional user accounts for your colleagues via <https://admin.securecontainerrelease.com>

For the SCR API, please feel free to contact us [here](#) to receive more information and technical documentation

Invite more

You can now also invite your partners and subcontractors to SCR, so you can transfer your container releases in a secure way.

Invite your clients to SCR

You can invite your release partners that are not on SCR yet. Please use the invitation functionality in the SCR admin area via <https://admin.securecontainerrelease.com>. By doing so, you contribute to the roll-out of a more secure and digitized release process.

Connect with your clients already on SCR

You can setup private connections with your partners that are already on SCR. Once the connection is finalised, you can transfer releases via SCR. Please use the connection functionality in the SCR admin area via <https://admin.securecontainerrelease.com>.

Getting started with SCR application

Read a brief [manual](#) explaining the main functionalities of SCR application

Questions?

Contact us via support@securecontainerrelease.com

Phased roll-out

Both in Antwerp and Rotterdam, SCR is rolled-out using a phased approach.

In **phase 1** - the Release between the Carrier & the First Release Party is secured via SCR.

Freight Forwarders & Transporters that are already on SCR, can use the Secure Transfer instead of PIN-codes. Now, we are in **phase 2**.

In **phase 3**, we foresee a 100% pincode-free release process*.



* In Antwerp, we foresee a 100% pincode-free release process supported by CPU, via a mobile app or Alfapass, to be confirmed by NxtPort.

ID Wallets

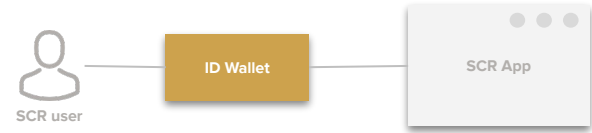
To start using SCR, you first need to install an ID Wallet software. It guarantees superior security and privacy.

An ID wallet allows you to manage your identity yourself, being a real **Self-Sovereign Identity (SSI)** tool.

During the onboarding, a Cloud wallet is installed, allowing you to quickly start using the SCR Web-app. We highly recommend you to migrate to the Company wallet soon.

ID Wallet needed to manage:

- The identity of your organisation
- The connections with your partners



2 types of ID Wallet:

ID wallet In the Cloud

- ID wallet **hosted** in our cloud
- **default option** during onboarding, no installation required
- so you can **start using the SCR web-app immediately** and migrate to an ID Wallet on Premise later
- **first 3 months free***

ID Wallet on Premise

- ID wallet **installed** on premise on your private network or cloud
- for that, you might need intervention from **your ICT department** - technical documentation is available [here](#).
- **recommended** for superior security
- **free of charge**

* For more details, check our pricing on page 11.

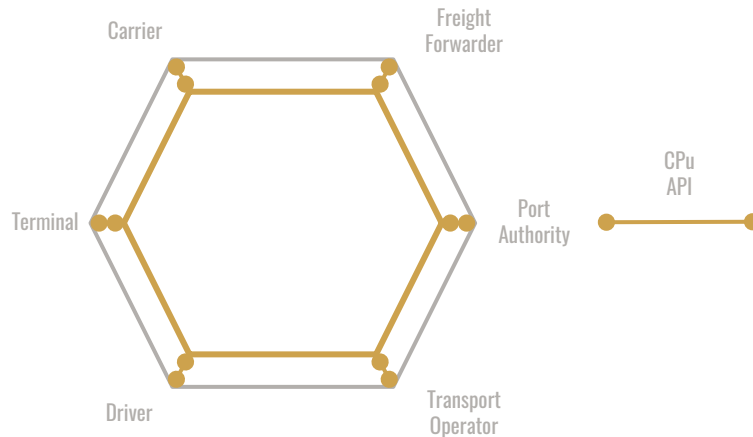
CPu compliant

Since January 1, 2021 a new port regulation is applicable in the Port of Antwerp, making the container release process more secure.

All your containers released via Secure Container Release are automatically compliant with this new regulation.

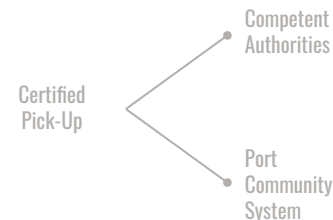
Business to Business

Commercial release



Business to Government

Authority release



SCR Pricing Policy

The PIN-free container release application, easy & secure.

Keep it simple

Decentralised technologies like blockchain shouldn't be complex or hard to use.

Choose a Cloud solution for an quick and easy onboarding. You can choose the On-premise version later on.

A web-app is available to make sure every stakeholder can participate, also with limited ICT infrastructure. The API allows a fully automated and integrated process.

Cloud

For easy & instant onboarding

- zero configuration
- for users with limited ICT infrastructure

On premise

Decide to implement our on premise solution later

- installed in your company network
- for maximum security and privacy

Web app

For users with limited requirements

- easy to start
- always online

API

For full automation and digitisation

- fully integrated process
- building further on your ERP / software stack

SCR Pricing

SCR Pricing for freight forwarders and transport companies.

To keep using SCR for free, you should install the ID wallet on your server or cloud within 3 months after onboarding.

Hosting of the ID wallet available as from €99/m.

To help you work smarter and easier, make sure to activate our Productivity bundle.

Choose your ID wallet

needed to protect your identity and secure your releases

Choose how to use SCR

via our web-app or API

Default option during Onboarding!

After 3 months, you will be migrated to these 2 ID wallets in the Cloud:

3 months free

ID wallet In the Cloud
for easy onboarding to SCR



ID wallet in the Cloud
for SME's: €99/m
up to 10 SCR users *

ID wallet in the Cloud
for Enterprises: €399/m
unlimited SCR users *



ID wallet on Premise
Permanently **for free**
unlimited SCR users **

To keep using SCR for free, you have to install the ID wallet on your server or cloud.
[Read here how to do this.](#)

SCR Basic

Manage your releases, just like before.

For free

SCR Premium

Boost your productivity with new tools and features

as from €19/m

More info via www.securecontainerrelease.com/scr-premium

SCR API

More info via www.securecontainerrelease.com/scr-api

as from €499/m

* limited to one single company / legal entity registered to SCR

** for all your companies / legal entities

Team

- > Dedicated & Senior Co-founder & Management team
- > In-house expertise in Maritime & Technology

T-Mining

- > Founded in 2016
- > Active in Port of Antwerp, Rotterdam & Singapore



Need support?

Contact support@securecontainerrelease.com